

Oracle

Exam 1z0-593

Oracle Real Application Clusters 11g Essentials

Version: 6.2

[Total Questions: 79]

Question No : 1

Once OUI recognizes a set of nodes in a cluster, which three choices does it offer when installing the Oracle Database 11g Release 2 software?

- A. You can only install the Oracle Database with the RAC option on selected nodes.
- B. OUI forces you to configure ASM for shared storage before proceeding.
- C. You can install the Oracle Database as a single instance or with the RAC option on all the nodes.
- D. You can install the Oracle Database as a single instance or with the RAC option on selected nodes.
- E. You can install Oracle RAC One Node.

Answer: B,D,E

Explanation: B, D: Complete the prerequisite tasks for converting to an Oracle RAC database:

Oracle Clusterware and Oracle Database software is installed on all target nodes.

Oracle Clusterware is started.

(D) The Oracle Database binary is enabled for Oracle RAC on all target nodes.

(B) Shared storage is configured and accessible from all nodes.

User equivalency is configured for the operating system user performing the conversion.

Enterprise Manager agents are configured and running on all nodes, and are configured with the cluster and host information.

The database being converted has been backed up successfully.

E: Installing Oracle RAC One Node is available starting with Oracle Database 11g Release 2 (11.2.0.2).

Note:

* By default, the standard Oracle Database 11g software installation process installs the Oracle RAC option when OUI recognizes that you are performing the installation on a cluster.

Question No : 2

In the following line, which is the result of a “crsctl query css votedisk” command (which is missing the column headers in the output) – what does the [DATA] indicate?

1. ONLINE 62a46a99b0434f8abf16f338c85203160 (/dev/xvdc1) [DATA]

- A. It Indicates that the Voting Disk contains Oracle Cluster ware data
- B. It Indicates that the Voting Disk is managed in the ASM diskgroup "DATA"
- C. It Indicates that the Voting Disk "DATA" is online on disk /dev/xvdc1
- D. It indicates that the ASM diskgroup "DATA" stores only the Voting Disk

Answer: B

Explanation: See example below.

Note:

* Use the crsctl query css votedisk command to display the voting disks used by Cluster Synchronization Services, the status of the voting disks, and the location of the disks, whether they are stored on Oracle ASM or elsewhere.

* Example:

The crsctl query css votedisk command returns output similar to the following:

```
$ crsctl query css votedisk
## STATE File Universal Id File Name Disk group
-----
1. ONLINE 296641fd201f4f3fbf3452156d3b5881 (/ocfs2/host09_vd3) []
2. ONLINE 8c4a552bdd9a4fd9bf93e444223146f2 (/netapp/ocrvf/newvd) []
3. ONLINE 8afeeee6ae3ed4fe6bfbb556996ca4da5 (/ocfs2/host09_vd1) []
Located 3 voting disk(s).
```

Reference: Oracle Clusterware Administration and Deployment Guide , CRSCTL Utility Reference

Question No : 3

Which three items can be stored on the ACFS (Oracle ASM Cluster File System)?

- A. Oracle Database Homes (shared home approach)
- B. Any type of application-related configuration or log files
- C. The Oracle Grid Infrastructure Home
- D. Oracle Backup Sets (RMAN backup sets)

Answer: A,B,D

Explanation: Oracle ASM Cluster File System (ACFS) is a general purpose cluster file system implemented as part of ASM. It can be used to store almost anything, including the database executables. The only things that should not be stored in ACFS are the Grid Infrastructure home and any Oracle files that can be directly stored in Oracle ASM.

Reference: Oracle ASM Cluster File Systems (ACFS) in Oracle Database 11g Release 2

Question No : 4

When installing the Oracle Database with OUI, when are configuration scripts executed?

- A. Before installation begins
- B. After prerequisites check finished
- C. After the software has been installed
- D. Automatically throughout the installation process

Answer: C

Explanation: If prompted, execute the root.sh script as the root user to complete the installation, and click OK.

Note:

* Oracle Universal Installer (OUI)

Reference: Oracle Database Client Installation Guide

Question No : 5

You want to stop a CR\$CTL command that is active. How should you do this?

- A. With the abort command
- B. With CTRL-C
- C. With CTRL-X
- D. With CTRL-A
- E. With CTRL-ALT-DEL

Answer: B

Explanation: Stopping Active SRVCTL Commands Although you may be able to cancel running SRVCTL commands by pressing the Control-C keys, you may corrupt your configuration data by doing this. You are strongly advised not to attempt to terminate SRVCTL in this manner.

Question No : 6

You want to install Grid Infrastructure for a cluster and the Oracle Database software (with the RAC option). Do you need SSH user equivalency?

- A. Yes, to ensure security during the installation.
- B. Yes, to set up administrative privileges for the DBA.
- C. Yes, to allow the use of SSH and SCP without being prompted for a pass phrase.
- D. No, you don't need SSH user equivalency.

Answer: C

Explanation: During the installation of Oracle RAC, OUI needs to copy files to and execute programs on the other nodes in the cluster. In order to allow OUI to do that, you must configure SSH to allow user equivalence. Establishing user equivalence with SSH provides a secure means of copying files and executing programs on other nodes in the cluster without requiring password prompts.

Question No : 7

Which two statements about the SRVCTL utility are correct?

- A. SRVCTL must be run from the RAC database ORACLE_HOME/bin directory when used to manage that database.
- B. The SRVCTL command cannot be used to manage Oracle Grid Infrastructure.
- C. Every command requires an object on which to operate.
- D. A comma-delimited list should be enclosed in single quotes.

Answer: A,C

Explanation: A: Always use SRVCTL from the Oracle_home of the database that you are administering.

C: SRVCTL expects the following command syntax:

```
srvctl command object options
```

Incorrect:

Not B: Guidelines for Using SRVCTL in Oracle Real Application Clusters

Not D: On the Windows platform, when specifying a comma-delimited list, you must enclose the list within double-quotes ("...").

Question No : 8

How do you enable automatic backup of the OCR?

- A. With the ocrconfig autobackup command
- B. With the ocrconfig -backup command
- C. With the ocrconfig -backuploc command
- D. You don't have to enable this, Oracle Clusterware does it automatically

Answer: D

Explanation: Automatic backup of OCR is done by CRSD process and every 3 hours.

Question No : 9

What does the Oracle Validated Configuration RPM do?

- A. Configures parameters and adds new packages, where necessary
- B. Validates hardware configuration for RAC
- C. Performs cluster integrity checks
- D. Installs pre-validated Oracle Database and Grid Infrastructure software

Answer: D

Explanation: The Oracle-Validated rpm automatize the install of the numerous components required to setup OCW and RAC on Linux, and execute most of the required OS configuration steps.

Question No : 10

List the syntax supported by the Cluster Verification Utility (CVU). (select all that apply)

- A. comp - To show valid components with description
- B. stage - To list pre and post checks of stages
- C. asm - To list valid disks available
- D. dbstat - To list number of instances available online

Answer: A,B

Explanation: A: To verify the minimal system requirements on the nodes prior to installing Oracle Clusterware or Oracle RAC, use the sys component verification command as follows:

```
cluvfy comp sys [ -n node_list ] -p { crs | database } } [-r { 10gR1 | 10gR2 | 11gR1 } ] [ -osdba osdba_group ] [ -orainv orainventory_group ] [-verbose]
```

B: To verify whether your system meets all of the criteria for an Oracle Clusterware installation, use the -pre crsinst command for the Oracle Clusterware installation stage as follows:

```
cluvfy stage -pre crsinst -n node_list  
[ -c ocr_location ] [-r { 10gR1 | 10gR2 | 11gR1 } ][ -q voting_disk ]  
[ -osdba osdba_group ]  
[ -orainv orainventory_group ] [-verbose]
```

Question No : 11

Which is not a node app?

- A. ASM
- B. ONS
- C. GSD
- D. VIP

Answer: A

Explanation:

Note:

* `srvctl modify nodeapps` Options

OptionDescription

-n node_name

Node name.

-o clusterware_home

Oracle Clusterware home for node applications such as VIP, ONS, and GSD.

-A new_vip_address

The node level VIP address (name|ip/netmask[/if1[[if2|...]]).

* `srvctl config nodeapps` Option

OptionDescription

-n node_name

Node name.

-a

Displays the VIP address configuration.

-g

Displays the GSD configuration.

-s

Displays the ONS configuration.

-l

Displays the listener configuration.

Reference: Oracle Real Application Clusters Administration and Deployment Guide, A Server Control Utility Reference

Question No : 12





You are creating a RAC database with DBCA. Which of these is NOT a main area of initialization parameters you can configure as part of the process?

- A. Memory
- B. page size
- C. Character set
- D. Connection mode

Answer: B

Explanation: The Initialization Parameters page appears. By default, the Initialization Parameters page shows only the basic parameters, and only enables you to change the parameter file definition if you are using raw storage. Each tab on the Initialization Parameters page provides different sets of information that you can add or modify as follows:

a. Memory Tab.

-  Sizing Tab: Use this page to select the database standard block size and process count.
-  Character Sets Tab: Use this page to set the database character set value.
-  Connection Mode Tab: You can use this tab to select either dedicated or shared database connections to your database.
-  Parameter File Tab: This tab will only appear if you are using raw storage. Use this tab to enter a raw device name for the location of the server parameter file.

Reference: Oracle Database Oracle Clusterware and Oracle Real Application Clusters Installation Guide 10g Release 2 (10.2) for Microsoft Window, Creating an Oracle Real Application Clusters Database with DBCA

Question No : 13

Which tool can be used to specify network interfaces and to retrieve component configuration information?

- A. CVU
- B. SRVCTL
- C. CRSCTL
- D. OIFCFG

Answer: D

Explanation: The Oracle Interface Configuration (OIFCFG) command-line interface helps you to define and administer network interfaces. You can issue OIFCFG commands in single-instance and Oracle Clusterware environments to:

Allocate and deallocate network interfaces to components
Direct components to use specific network interfaces
Retrieve component configuration information

Reference: Oracle Interface Configuration (OIFCFG) Command Reference

Question No : 14

You want to set full debugging for the communications and resource management components for the CRS module on nodes host01 and host03. How can you accomplish this?

- A. crsctl set log CRS "CRSCTL: 5, CRSCOMM: 5" -nodelist host01, host03
- B. crsctl lsmodules crs set log CRSCTL: 5, CRSCOMM: 5 -nodelist host01, host03
- C. srvctl set log -m CRSCTL5, CRSCOMM 5 -n host01, host03
- D. ocrconfig set log CRS "CRSCTL, CRSCOMM: 5" -nodelist host 01, host03

Answer: A

Explanation: To set log levels for the CRSRTI and CRSCOMM components of the CRS module:

```
$ crsctl set log crs "CRSRTI=1,CRSCOMM=2"
```

Reference: Oracle Clusterware Administration and Deployment Guide, CRSCTL Utility Reference