

Microsoft

Exam 70-461

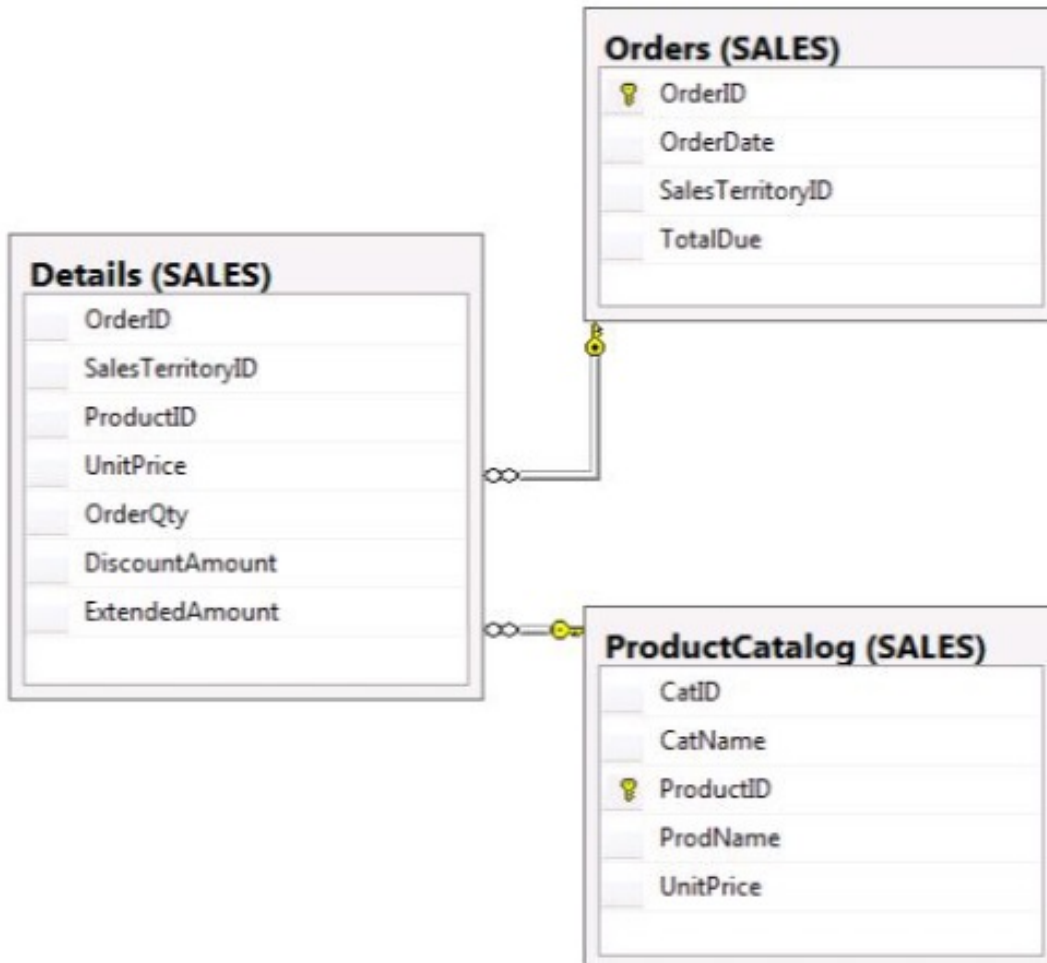
Querying Microsoft SQL Server 2012

Version: 13.0

[Total Questions: 153]

Question No : 1 CORRECT TEXT

You have a database named Sales that contains the tables as shown in the exhibit. (Click the Exhibit button.)



You need to create a query that returns a list of products from Sales.ProductCatalog. The solution must meet the following requirements:

- ✍ Return rows ordered by descending values in the UnitPrice column.
- ✍ Use the Rank function to calculate the results based on the UnitPrice column.
- ✍ Return the ranking of rows in a column that uses the alias PriceRank.
- ✍ Use two-part names to reference tables.
- ✍ Display the columns in the order that they are defined in the table. The PriceRank column must appear last.

Part of the correct T-SQL statement has been provided in the answer area. Provide the complete code.

```
1 SELECT CatID, CatName, ProductID, ProdName, UnitPrice,  
2 FROM Sales.ProductCatalog  
3 ORDER BY PriceRank
```

Answer: Please check the explanation part for the solution answer as.

Explanation:

```
SELECT CatID, CatName, ProductID, ProdName, UnitPrice, RANK (ORDER BY UnitPrice  
DESC) OVER () AS PriceRank  
FROM Sales.ProductCatalog  
ORDER BY PriceRank
```

Question No : 2

You need to build a table structure for a stored procedure to support data entry from a website form of the following requirements:

- * Users must validate their age as 18 or older to use the website.
- * Users who leave the data of birth field blank or who enter an invalid date, must receive an error.

Which two actions should you perform? Select Two

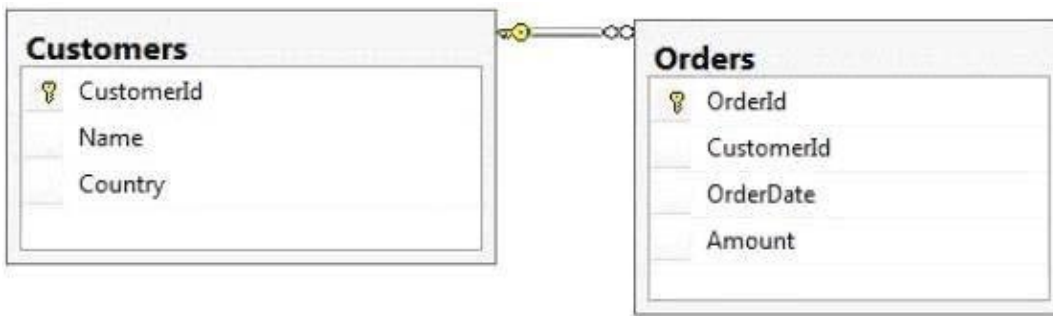
- A. Add the SYSDATETIMEOFFSET function to the stored procedure.
- B. Add the DATEPART function to the stored procedure.
- C. Add the CHECK Constraint to the table structure.
- D. Add the ISDATE function to the stored procedure.
- E. Add the DEFAULT contain to the table structure.

Answer: B,C

Question No : 3

You administer a Microsoft SQL Server 2012 database named ContosoDb. Tables are

defined as shown in the exhibit. (Click the Exhibit button.)



You need to display rows from the Orders table for the Customers row having the CustomerId value set to 1 in the following XML format.

```
<Customers>
  <Name>Customer A</Name>
  <Country>Australia</Country>
  <Orders>
    <OrderId>1</OrderId>
    <OrderDate>2000-01-01T00:00:00</OrderDate>
    <Amount>3400.00</Amount>
  </Orders>
  <Orders>
    <OrderId>2</OrderId>
    <OrderDate>2001-01-01T00:00:00</OrderDate>
    <Amount>4300.00</Amount>
  </Orders>
</Customers>
```

Which Transact-SQL query should you use?

- A.** SELECT OrderId, OrderDate, Amount, Name, Country FROM Orders INNER JOIN Customers ON Orders.CustomerId = Customers.CustomerId WHERE Customers.CustomerId = 1 FOR XML RAW
- B.** SELECT OrderId, OrderDate, Amount, Name, Country FROM Orders INNER JOIN Customers ON Orders.CustomerId = Customers.CustomerId WHERE Customers.CustomerId = 1 FOR XML RAW, ELEMENTS
- C.** SELECT OrderId, OrderDate, Amount, Name, Country FROM Orders INNER JOIN Customers ON Orders.CustomerId = Customers.CustomerId WHERE Customers.CustomerId = 1

FOR XML AUTO

D. SELECT OrderId, OrderDate, Amount, Name, Country FROM Orders
INNER JOIN Customers ON Orders.CustomerId = Customers.CustomerId
WHERE Customers.CustomerId = 1

FOR XML AUTO, ELEMENTS

E. SELECT Name, Country, OrderId, OrderDate, Amount FROM Orders
INNER JOIN Customers ON Orders.CustomerId = Customers.CustomerId
WHERE Customers.CustomerId = 1

FOR XML AUTO

F. SELECT Name, Country, OrderId, OrderDate, Amount FROM Orders
INNER JOIN Customers ON Orders.CustomerId = Customers.CustomerId
WHERE Customers.CustomerId = 1

FOR XML AUTO, ELEMENTS

G. SELECT Name AS '@Name', Country AS '@Country', OrderId, OrderDate, Amount
FROM

Orders

INNER JOIN Customers ON Orders.CustomerId = Customers.CustomerId
WHERE Customers.CustomerId = 1

FOR XML PATH ('Customers')

H. SELECT Name AS 'Customers/Name', Country AS 'Customers/Country', OrderId,
OrderDate, Amount FROM Orders

INNER JOIN Customers ON Orders.CustomerId = Customers.CustomerId
WHERE Customers.CustomerId = 1

FOR XML PATH ('Customers')

Answer: F

Question No : 4 DRAG DROP

You use Microsoft SQL Server 2012 to develop a database application.

You create a table by using the following definition:

CREATE TABLE Prices (

PriceId int IDENTITY(1,1) PRIMARY KEY,


ActualPrice NUMERIC(16,9),

PredictedPrice NUMERIC(16,9)

)

You need to create a computed column based on a user-defined function named `udf_price_index`. You also need to ensure that the column supports an index.

Which three Transact-SQL statements should you use? (To answer, move the appropriate SQL statements from the list of statements to the answer area and arrange them in the correct order.)

<pre>CREATE FUNCTION udf_price_index (@actualprice FLOAT, @predictedprice FLOAT) RETURNS FLOAT</pre>		
<pre>ALTER TABLE Prices ADD [PriceIndex] AS dbo.udf_price_index([ActualPrice], [PredictedPrice]) PERSISTED</pre>		
<pre>ALTER TABLE Prices ADD [PriceIndex] AS dbo.udf_price_index([ActualPrice], [PredictedPrice])</pre>		
<pre>AS BEGIN SELECT @priceindex = CASE WHEN @predictedprice = 0 THEN 0 ELSE @actualprice/@predictedprice END END GO</pre>		
<pre>CREATE FUNCTION udf_price_index (@actualprice NUMERIC(16,9), @predictedprice NUMERIC(16,9)) RETURNS NUMERIC(16,9) WITH SCHEMABINDING</pre>		
<pre>AS BEGIN DECLARE @priceindex NUMERIC(16,9) SELECT @priceindex = CASE WHEN @predictedprice = 0 THEN 0 ELSE @actualprice/@predictedprice END RETURN @priceindex END GO</pre>		

Answer:

<pre>CREATE FUNCTION udf_price_index (@actualprice FLOAT, @predictedprice FLOAT) RETURNS FLOAT</pre>		<pre>CREATE FUNCTION udf_price_index (@actualprice NUMERIC(16,9), @predictedprice NUMERIC(16,9)) RETURNS NUMERIC(16,9) WITH SCHEMABINDING</pre>
<pre>ALTER TABLE Prices ADD [PriceIndex] AS dbo.udf_price_index([ActualPrice], [PredictedPrice]) PERSISTED</pre>		<pre>AS BEGIN</pre>
<pre>ALTER TABLE Prices ADD [PriceIndex] AS dbo.udf_price_index([ActualPrice], [PredictedPrice])</pre>		<pre>DECLARE @priceindex NUMERIC(16,9) SELECT @priceindex = CASE WHEN @predictedprice = 0 THEN 0 ELSE @actualprice/@predictedprice END RETURN @priceindex END GO</pre>
<pre>AS BEGIN SELECT @priceindex = CASE WHEN @predictedprice = 0 THEN 0 ELSE @actualprice/@predictedprice END END GO</pre>		<pre>ALTER TABLE Prices ADD [PriceIndex] AS dbo.udf_price_index([ActualPrice], [PredictedPrice]) PERSISTED</pre>
<pre>CREATE FUNCTION udf_price_index (@actualprice NUMERIC(16,9), @predictedprice NUMERIC(16,9)) RETURNS NUMERIC(16,9) WITH SCHEMABINDING</pre>		<pre>ALTER TABLE Prices ADD [PriceIndex] AS dbo.udf_price_index([ActualPrice], [PredictedPrice]) PERSISTED</pre>
<pre>AS BEGIN DECLARE @priceindex NUMERIC(16,9) SELECT @priceindex = CASE WHEN @predictedprice = 0 THEN 0 ELSE @actualprice/@predictedprice END RETURN @priceindex END END GO</pre>		

Question No : 5

Your database contains a table named SalesOrders. The table includes a DATETIME column named OrderTime that stores the date and time each order is placed. There is a non-clustered index on the OrderTime column.

The business team wants a report that displays the total number of orders placed on the current day.

You need to write a query that will return the correct results in the most efficient manner.

Which Transact-SQL query should you use?

- A. SELECT COUNT(*) FROM SalesOrders WHERE OrderTime = CONVERT(DATE, GETDATE())
- B. SELECT COUNT(*) FROM SalesOrders WHERE OrderTime = GETDATE()
- C. SELECT COUNT(*) FROM SalesOrders WHERE CONVERT(VARCHAR, OrderTime, 112) = CONVERT(VARCHAR, GETDATE(), 112)
- D. SELECT COUNT(*) FROM SalesOrders WHERE OrderTime >= CONVERT(DATE, GETDATE()) AND OrderTime < DATEADD(DAY, 1, CONVERT(DATE, GETDATE()))

Answer: D

Question No : 6 CORRECT TEXT

You have a database that contains the tables shown in the exhibit. (Click the Exhibit button.)

OrderDetails			
	Column Name	Data Type	Allow Nulls
	ListPrice	money	<input type="checkbox"/>
	Quantity	int	<input type="checkbox"/>
			<input type="checkbox"/>

Customers			
	Column Name	Data Type	Allow Nulls
🔑	CustomerID	int	<input type="checkbox"/>
	FirstName	varchar(100)	<input type="checkbox"/>
	LastName	varchar(100)	<input type="checkbox"/>
			<input type="checkbox"/>



Orders			
	Column Name	Data Type	Allow Nulls
🔑	OrderID	int	<input type="checkbox"/>
	OrderDate	datetime	<input type="checkbox"/>
	CustomerID	int	<input type="checkbox"/>
			<input type="checkbox"/>

You need to create a view named uv_CustomerFullName to meet the following requirements:

- ✍ The code must NOT include object delimiters.
- ✍ The view must be created in the Sales schema.
- ✍ Columns must only be referenced by using one-part names.
- ✍ The view must return the first name and the last name of all customers.
- ✍ The view must prevent the underlying structure of the customer table from being changed.
- ✍ The view must be able to resolve all referenced objects, regardless of the user's default schema.

Which code segment should you use?

To answer, type the correct code in the answer area.

Answer: Please review the explanation part for this answer

Explanation:

```
CREATE VIEW Sales.uv_CustomerFullName
WITH SCHEMABINDING
AS
SELECT FirstName, LastName
FROM Sales.Customers
```

Question No : 7 DRAG DROP

You develop an SQL Server database. The database contains a table that is defined by the following T-SQL statements:

```
CREATE TABLE Employees
(employeeNumber INT,
 surName VARCHAR(100),
 givenName VARCHAR(25),
 dateOfBirth DATE,
 workPhone VARCHAR(12));
```

The table contains duplicate records based on the combination of values in the surName, givenName, and dateOfBirth fields.

You need to remove the duplicate records.

How should you complete the relevant Transact-SQL statements? To answer, drag the appropriate code segment or segments to the correct location or locations in the answer area. Each code segment may be used once, more than once, or not at all. You may need to drag the split bar between panes or scroll to view content.

Transact-SQL segments

- Row_number()
- Rank()
- PARTITION BY surName
- PARTITION BY employeeNumber
- ORDER BY
- GROUP BY
- DELETE FROM CTE WHERE Ct > 1
- DELETE FROM CTE WHERE Ct = 1

Answer Area

```
WITH CTE
AS (
    SELECT surName,
           givenName,
           DateOfBirth,
           Transact-SQL segment
    Over (
        Transact-SQL segment, givenName, DateOfBirth
        Transact-SQL segment (SELECT 1)) AS Ct
    FROM    dbo.Employees)
Transact-SQL segment
```

Answer: