

# Microsoft

**Exam 70-483**

**Programming in C#**

Version: 9.0

**[ Total Questions: 236 ]**

**Topic break down**

<b>Topic</b>	<b>No. of Questions</b>
<b>Topic 1: Volume A</b>	<b>100</b>
<b>Topic 2: Volume B</b>	<b>136</b>

**Topic 1, Volume A****Question No : 1 DRAG DROP - (Topic 1)**

You are developing a class named ExtensionMethods.

You need to ensure that the ExtensionMethods class implements the IsEmail() method on string objects.

How should you complete the relevant code? (To answer, drag the appropriate code segments to the correct locations in the answer area. Each code segment may be used once, more than once, or not at all. You may need to drag the split bar between panes or scroll to view content.)

```
public static class ExtensionMethods
public class ExtensionMethods
this String str
String str
protected static class ExtensionMethods
.....
{
    public static bool IsUrl(
        )
    {
        var regex = new Regex(
            "(https?://)?([A-Za-z9-0-]*\\.)?([A-Za-z0-9-]*" +
            "\\.[A-Za-z0-9-]*/*.*");
        return regex.IsMatch(str);
    }
}
```

**Answer:**

```
public static class ExtensionMethods
public class ExtensionMethods
this String str
String str
protected static class ExtensionMethods
```

```
public static class ExtensionMethods
{
    public static bool IsUrl(
        this String str
    )
    {
        var regex = new Regex(
            "(https?://)?([A-Za-z9-0-]*\\.)?([A-Za-z0-9-]*)" +
            "\\.[A-Za-z0-9]*/?.*");
        return regex.IsMatch(str);
    }
}
```

### Question No : 2 - (Topic 1)

You are creating a console application by using C#.

You need to access the application assembly.

Which code segment should you use?

- A. `Assembly.GetAssembly(this);`
- B. `this.GetType();`
- C. `Assembly.Load();`
- D. `Assembly.GetExecutingAssembly();`

**Answer: D**

**Explanation:**

`Assembly.GetExecutingAssembly` - Gets the assembly that contains the code that is currently executing.

[http://msdn.microsoft.com/en-us/library/system.reflection.assembly.getexecutingassembly\(v=vs.110\).aspx](http://msdn.microsoft.com/en-us/library/system.reflection.assembly.getexecutingassembly(v=vs.110).aspx)

Assembly.GetAssembly - Gets the currently loaded assembly in which the specified class is defined.

<http://msdn.microsoft.com/en-us/library/system.reflection.assembly.getassembly.aspx>

### Question No : 3 - (Topic 1)

You are developing an assembly that will be used by multiple applications.

You need to install the assembly in the Global Assembly Cache (GAC).

Which two actions can you perform to achieve this goal? (Each correct answer presents a complete solution. Choose two.)

- A. Use the Assembly Registration tool (regasm.exe) to register the assembly and to copy the assembly to the GAC.
- B. Use the Strong Name tool (sn.exe) to copy the assembly into the GAC.
- C. Use Microsoft Register Server (regsvr32.exe) to add the assembly to the GAC.
- D. Use the Global Assembly Cache tool (gacutil.exe) to add the assembly to the GAC.
- E. Use Windows Installer 2.0 to add the assembly to the GAC.

**Answer: D,E**

#### **Explanation:**

There are two ways to deploy an assembly into the global assembly cache:

Use an installer designed to work with the global assembly cache. This is the preferred option for installing assemblies into the global assembly cache.

Use a developer tool called the Global Assembly Cache tool (Gacutil.exe), provided by the Windows

Software Development Kit (SDK).

Note:

In deployment scenarios, use Windows Installer 2.0 to install assemblies into the global assembly cache. Use the Global Assembly Cache tool only in development scenarios, because it does not provide assembly reference counting and other features provided when using the Windows Installer.

<http://msdn.microsoft.com/en-us/library/yf1d93sz%28v=vs.110%29.aspx>

### Question No : 4 DRAG DROP - (Topic 1)

You are developing a custom collection named LoanCollection for a class named Loan class.

You need to ensure that you can process each Loan object in the LoanCollection collection by using a foreach loop.

How should you complete the relevant code? (To answer, drag the appropriate code segments to the correct locations in the answer area. Each code segment may be used once, more than once, or not at all. You may need to drag the split bar between panes or scroll to view content.)

: IComparable

: IEnumerable

: IDisposable

public IEnumerable GetEnumerator()

public int CompareTo(object obj)

public void Dispose()

\_loanCollection[0].Amount++;

return obj == null ? 1 : \_loanCollection.Length;

return \_loanCollection.GetEnumerator();

---

```

public class LoanCollection
{
    private readonly Loan[] _loanCollection;
    public LoanCollection(Loan[] loanArray)
    {
        _loanCollection = new Loan[loanArray.Length];

        for (int i = 0; i < loanArray.Length; i++)
        {
            _loanCollection[i] = loanArray[i];
        }
    }
    {
    }
}

```

**Answer:**

```

: IComparable
: IEnumerable
: IDisposable
public IEnumerator GetEnumerator()
public int CompareTo(object obj)
public void Dispose()
loanCollection[0].Amount++;
return obj == null ? 1 : _loanCollection.Length;
return _loanCollection.GetEnumerator();

```

```

public class LoanCollection : IEnumerable
{
    private readonly Loan[] _loanCollection;
    public LoanCollection(Loan[] loanArray)
    {
        _loanCollection = new Loan[loanArray.Length];

        for (int i = 0; i < loanArray.Length; i++)
        {
            _loanCollection[i] = loanArray[i];
        }
    }

    public IEnumerator GetEnumerator()
    {
        return _loanCollection.GetEnumerator();
    }
}

```

**Question No : 5 - (Topic 1)**

You use the Task.Run() method to launch a long-running data processing operation. The data processing operation often fails in times of heavy network congestion.

If the data processing operation fails, a second operation must clean up any results of the first operation.

You need to ensure that the second operation is invoked only if the data processing operation throws an unhandled exception.

What should you do?

- A. Create a TaskCompletionSource<T> object and call the TrySetException() method of the object.
- B. Create a task by calling the Task.ContinueWith() method.
- C. Examine the Task.Status property immediately after the call to the Task.Run() method.
- D. Create a task inside the existing Task.Run() method by using the AttachedToParent option.

**Answer: B**




### Question No : 6 HOTSPOT - (Topic 1)

You are developing an application in C#.

The application will display the temperature and the time at which the temperature was recorded. You have the following method (line numbers are included for reference only):

```
01 public void DisplayTemperature(DateTime date, double temp)
02 {
03     string output;
04
05     string lblMessage = output;
06 }
```

You need to ensure that the message displayed in the lblMessage object shows the time formatted according to the following requirements:

-  The time must be formatted as hour:minute AM/PM, for example 2:00 PM.
-  The date must be formatted as month/day/year, for example 04/21/2013.
-  The temperature must be formatted to have two decimal places, for example 23-45.

Which code should you insert at line 04? (To answer, select the appropriate options in the answer area.)

output = string.Format("Temperature at  on , date, temp)

- {0:t}
- {1:t}
- {0:hh:mm}
- {1:hh:mm}

- {0:d}
- {1:d}
- {0:dd/mm/yy}
- {1:mm/dd/yy}

- {0}
- {1}
- {0:N2}
- {1:N2}

**Answer:**



```
output = string.Format("Temperature at {0:t} on {1:d} ", date, temp)
```

**Question No : 7 DRAG DROP - (Topic 1)**

You are developing an application by using C#. The application will process several objects per second.

You need to create a performance counter to analyze the object processing.

Which three actions should you perform in sequence? (To answer, move the appropriate actions from the list of actions to the answer area and arrange them in the correct order.)

- Add the **CounterCreationData** objects to the collection by calling the **Add()** method of the collection.
- Create a **PerformanceCounterPermissionEntryCollection** collection.
- Call the **Create()** method of the **PerformanceCounterCategory** class and pass the collection to the method.
- Get the **CategoryName** property of the **PerformanceCounterPermissionEntry** class.
- Create a **CounterCreationDataCollection** collection. Then create the counters as **CounterCreationData** objects and set the necessary properties.

**Answer:**

- Add the **CounterCreationData** objects to the collection by calling the **Add()** method of the collection.
- Create a **PerformanceCounterPermissionEntryCollection** collection.
- Call the **Create()** method of the **PerformanceCounterCategory** class and pass the collection to the method.
- Get the **CategoryName** property of the **PerformanceCounterPermissionEntry** class.
- Create a **CounterCreationDataCollection** collection. Then create the counters as **CounterCreationData** objects and set the necessary properties.

**Question No : 8 - (Topic 1)**

You are creating an application that manages information about your company's products. The application includes a class named Product and a method named Save.

The Save() method must be strongly typed. It must allow only types inherited from the Product class that use a constructor that accepts no parameters.

You need to implement the Save() method. Which code segment should you use?

- A. 

```
public static void Save(Product target)
{
    ...
}
```
- B. 

```
public static void Save<T>(T target) where T : new(), Product
{
    ...
}
```
- C. 

```
public static void Save<T>(T target) where T : Product
{
    ...
}
```
- D. 

```
public static void Save<T>(T target) where T : Product, new()
{
    ...
}
```

- A. Option A  
B. Option B  
C. Option C  
D. Option D

**Answer: D**

**Explanation:**

When you define a generic class, you can apply restrictions to the kinds of types that client code can use for type arguments when it instantiates your class. If client code tries to instantiate your class by using a type that is not allowed by a constraint, the result is a compile-time error. These restrictions are called constraints.

Constraints are specified by using the where contextual keyword.

<http://msdn.microsoft.com/en-us/library/d5x73970.aspx>