

Adobe

Exam 9A0-350

Adobe InDesign CC Recertification Exam

Version: 6.1

[Total Questions: 50]

Question No : 1

Which three InDesign features are supported in the SWF file format but not PDF? (Choose three.)

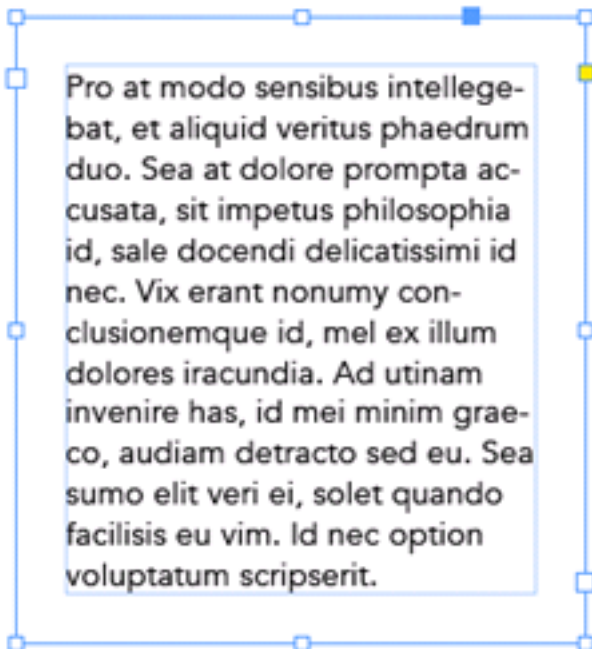
- A. Page curl page transition
- B. Animations from the Animation panel
- C. Multi State Objects
- D. Video controls in the Media panel
- E. Alt Text in Object Export Options

Answer: A,B,D

Reference:<http://www.images.adobe.com/content/dam/Adobe/en/education/pdfs/print-digital-media-publication-cc-exam-prep.pdf>(See page #58)

Question No : 2

Click the Exhibit tab to see the exhibit.



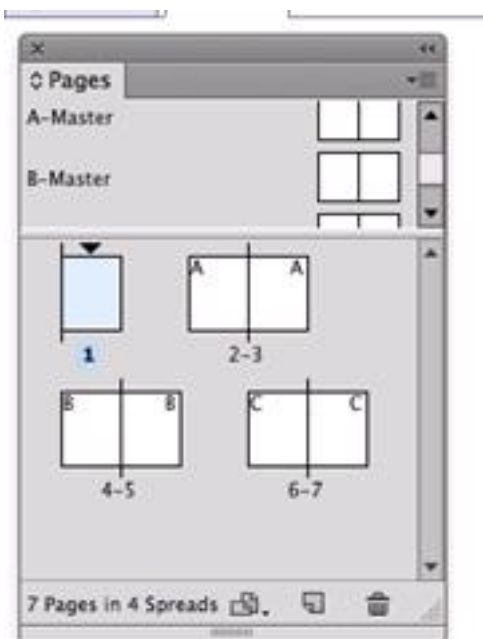
You want text to be kept away from all sides of a frame by the same amount, as shown in the exhibit. How should you do this?

- A. Select the frame, choose Object > Text Frame Options, then enter the same Inset Spacing value for Top, Bottom, Left, and Right.
- B. Select the frame, choose Layout > Margins and Columns, then enter the same Margins value for Top, Bottom, Left, and Right.
- C. Select the text, then in the Paragraph panel enter the same value for Left Indent, Right Indent, Space Before, and Space After.
- D. Select the text, then in the Text Wrap panel select Wrap Around Bounding Box and enter the same value for Top Offset, Bottom Offset, Left Offset, and Right Offset.

Answer: A

Question No : 3

Click the Exhibit tab to see the exhibit.



What do you know about the pages in the Pages panel?

- A. Page 1 is In a different section than pages 2 and 3
- B. Changing a master page will not affect page 1
- C. You are currently viewing page 1 on screen
- D. The master page objects on page 1 have all been overridden

Answer: C

Question No : 4

Which statement best applies to the Object Export Options feature (under the Object menu)?

- A. You can apply Alt text that appears when your document is exported to PDF or EPUB.
- B. You can change the color mode of images from RGB to CMYK and assign color profiles.
- C. You can apply a controller for video files.
- D. You can enable a Multi State Object for a slide show.

Answer: B

Question No : 5

You want to import pages from a long PDF document, but you need only pages 3 to 5. What is the most efficient way to import those pages?

- A. In Acrobat, select page 3 in the Page Thumbnails panel, drag it to the InDesign document, and repeat for the other pages.
- B. In Acrobat, select multiple pages in Page Thumbnails panel and drag them to the InDesign document all at once.
- C. In InDesign, choose File > Place, select the PDF document, click Open, then for each page you want to place use arrow keys to select it in the place icon, then click.
- D. In InDesign, choose File > Place, select the PDF document, select Show Import Options, then in the Pages section, enter the page range you want.

Answer: D

Question No : 6

Which is a true difference between the Color panel and the Swatches panel?

- A. The Color panel lets you apply a Lab color.
- B. The Swatches panel lets you apply the same color to more than one frame.
- C. The Swatches panel lets you apply spot colors.
- D. The Color panel lets you change a fill color from CMYK to RGB.

Answer: B

Question No : 7

You have created a one-page document. What is the fastest way to see all the text and graphic frames you have created?

- A. Choose Window > Object & Layout
- B. Choose Object > Show All on Spread
- C. Choose View > Structure > Show Structure
- D. Choose View > Fit Spread in Window
- E. Choose View > Entire Pasteboard

Answer: A

Question No : 8

You are exporting a document to PDF. You know that someone viewing your PDF document will need to copy and paste selections of text from the PDF into another program. What changes would you make to the Export Adobe PDF dialog box?

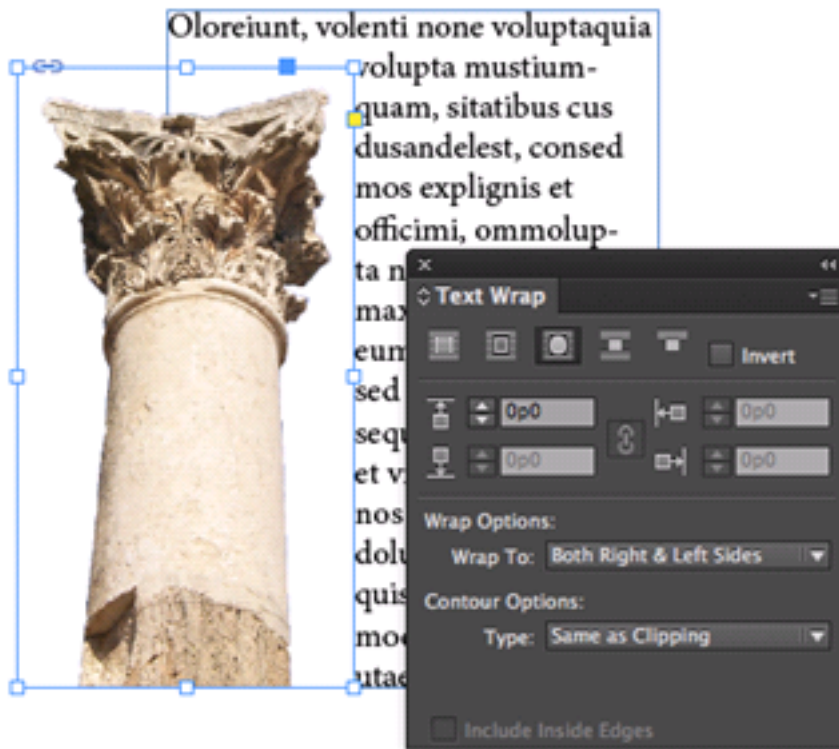
- A. Select Create Tagged PDF
- B. Select Acrobat Layers
- C. Select Embed Page Thumbnails
- D. Deselect Page Information
- E. Deselect Compress Text and Line Art

Answer: C

Reference:<http://idea.uwosh.edu/nick/CreatingfilesinAcrobatv6.pdf>

Question No : 9

Click the Exhibit tab to see the exhibit.



You want to wrap text around the irregular outline of this transparent Photoshop PSD image. In the Text Wrap panel, which option will wrap text around the shape most efficiently?

- A. Set the Contour Options Type pop-up menu to Alpha Channel
- B. Set the Wrap To pop-up menu to Image
- C. Set the Contour Options Type pop-up menu to Graphics Frame
- D. Enable the Include Inside Edges checkbox

Answer: D

Reference:<https://blogs.adobe.com/indesignpost/2011/05/quick-tip-working-with-text-wrap-and-fit-content-options-in-adobe-indesign/>

Question No : 10

Click the Exhibit tab to see the exhibit.