

Apple

Exam 9L0-837

Logic Pro 9 Level One End User Exam

Version: 6.1

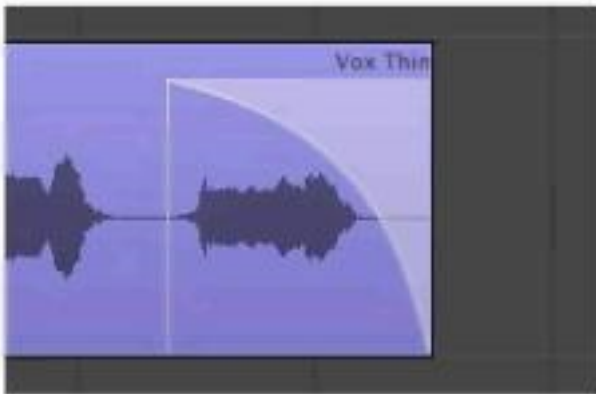
[Total Questions: 63]

Question No : 1

Based on this image, how many bars long is the project?

- A. 14
- B. 16
- C. 18
- D. 20
- E. 24

Answer: E

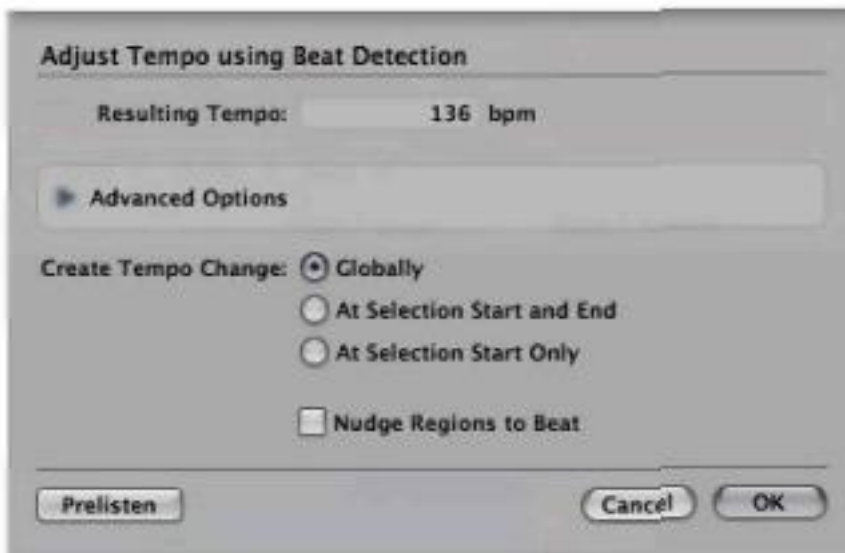
Question No : 2

How can you change the shape of the slope shown in this image?

- A. With the Crossfade tool, drag the center of the slope left or right.
- B. With the Pointer tool, Option-drag the center of the slope left or right.
- C. With the Pointer tool, Command-drag the center of the slope left or right.
- D. With the Automation Curve tool, drag the center of the slope left or right.

Answer: A

Question No : 3



Which of the following actions would bring up the dialog shown above?

- A. Control-Option-click a region.
- B. Select a region and press the Flex button in the Toolbar.
- C. Select a region and open the Tempo List.
- D. Select a region and in the main menu bar, choose Options > Tempo > Adjust Tempo using Beat Detection.

Answer: D

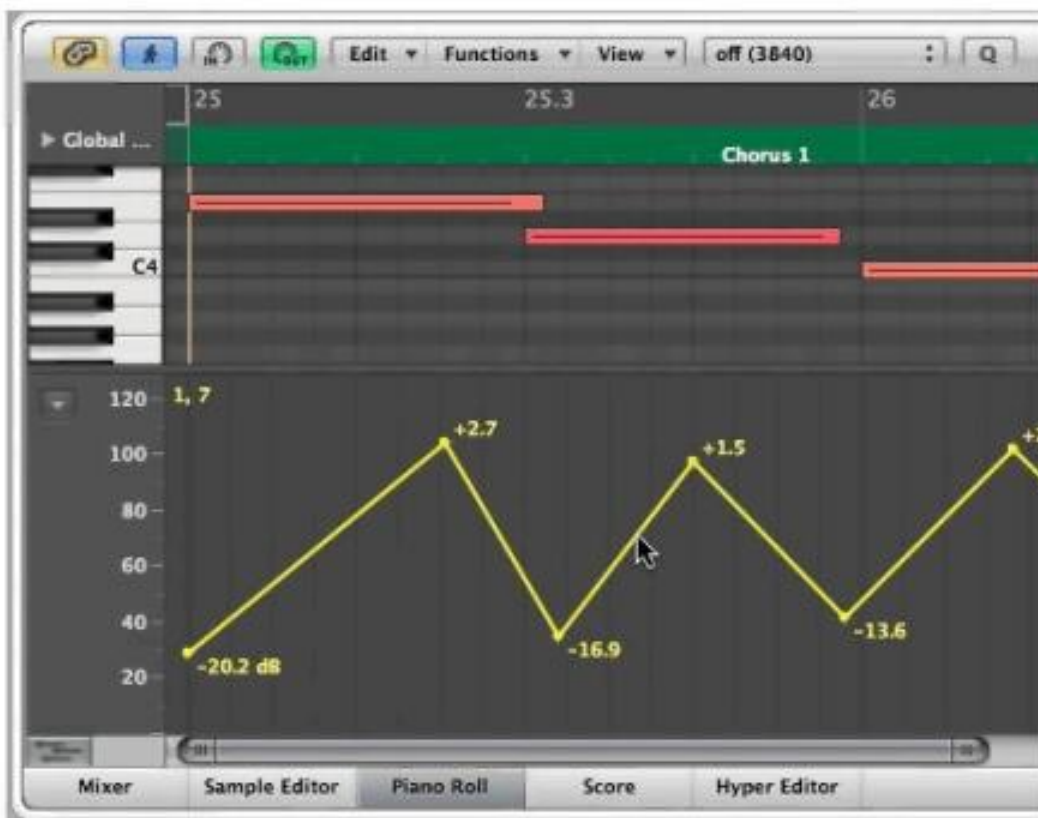
Question No : 4

How can you customize the Arrange window's Transport bar?

- A. Double-click the Transport bar.
- B. Control-click the Transport bar, and choose Customize Transport Bar.
- C. The Transport bar cannot be modified.

Answer: B

Question No : 5



How can you curve the straight line shown at the pointer position?

- A. Control-drag one of the lines.
- B. Option-drag one of the lines.
- C. Control-Shift-drag one of the lines.
- D. Control-Option-drag one of the lines.

Answer: C

Question No : 6

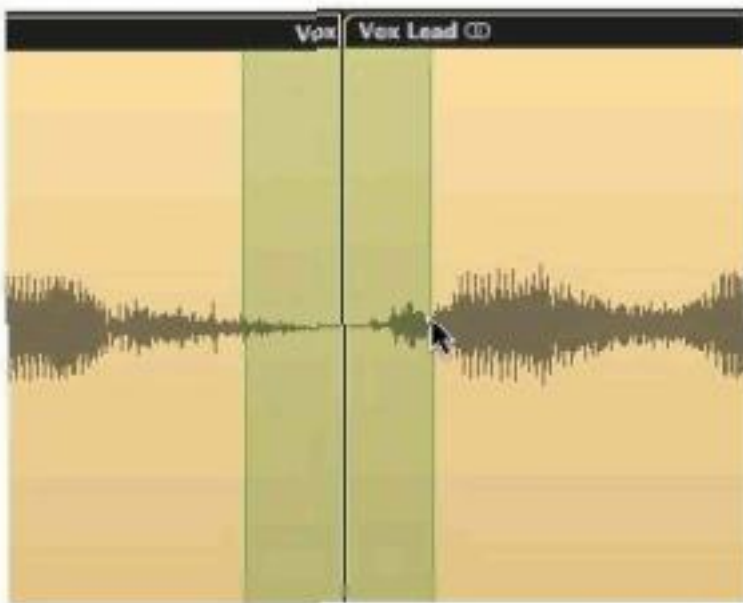


What will happen if you click at the pointer position in the above image?

- A. The Monster Fuzz pedal will be deleted.
- B. The Monster Fuzz pedal will be bypassed.
- C. The Monster Fuzz and Phaze 2 pedals will swap places.
- D. A routing area will be displayed and an A/B Mixer will be added to the pedal board.

Answer: D

Question No : 7



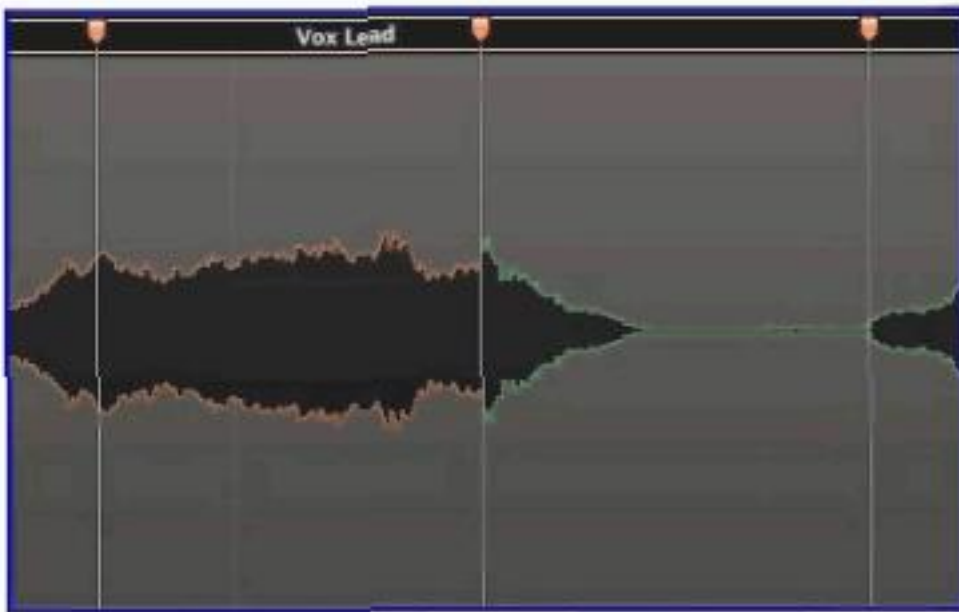
If you press Shift-Control, what will happen when the mouse is released in the above image?

- A. The areas shaded in green will be deleted.
- B. A crossfade will be created between the areas shaded in green.
- C. The areas shaded in green will be merged together and appear as a third region.
- D. The selected area will be muted.

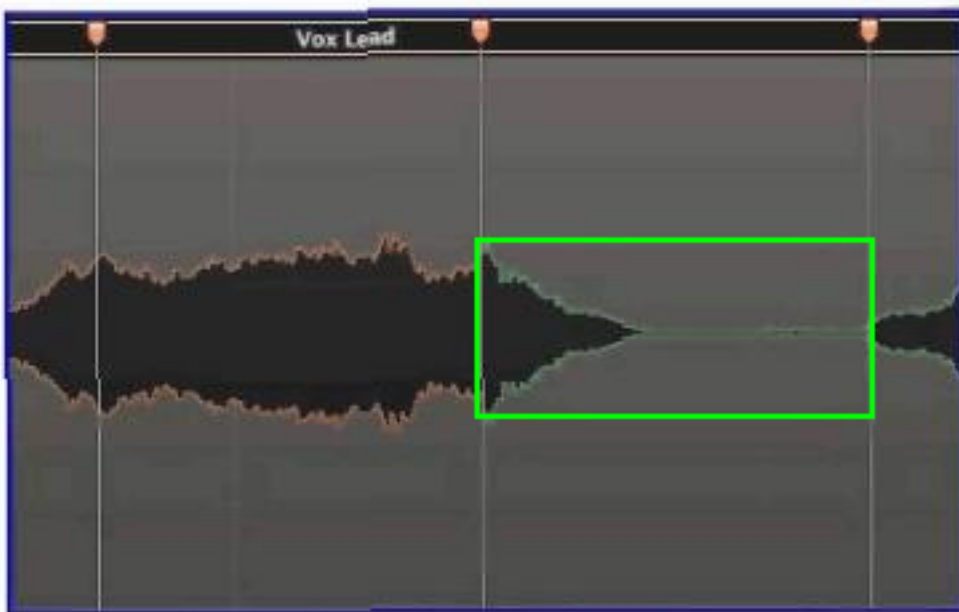
Answer: B

Question No : 8 HOTSPOT

In the image below, click the part of the waveform that has been time-compressed.



Answer:



Question No : 9



Double-clicking this region produces what result?

- A. Multiple lanes below the region will be displayed for quick swipe comping.
- B. The contents will be shown in the Sample Editor.
- C. The Arrange area will display the contents of the region.
- D. The Piano Roll will open and display the contents.

Answer: C

Question No : 10



Why are the regions after bar 3 darker than the region at bar 1 in the above image?

- A. The region at bar 1 is soloed, and the darker regions are not soloed.
- B. The darker regions are muted.
- C. The darker regions are empty.
- D. The darker regions are loops of the region at bar 1.

Answer: D

Question No : 11