

Juniper

Exam JN0-643

Enterprise Routing and Switching, Professional (JNCIP-ENT)

Version: 13.0

[Total Questions: 221]

Topic 1, Volume A**Question No : 1 - (Topic 1)**

Which connection method do OSPF routers use to communicate with each other?

- A. IP protocol number 89
- B. TCP port 179
- C. UDP port 179
- D. IP protocol number 6

Answer: C

Question No : 2 - (Topic 1)

Which statement is true about default BGP route redistribution behavior?

- A. IBGP-learned routes are advertised only to other IBGP peers.
- B. EBGP-learned routes are redistributed into any IGPs.
- C. EBGP-learned routes are advertised only to other EBGP peers.
- D. EBGP-learned routes are advertised to other IBGP and EBGP peers.

Answer: B

Question No : 3 - (Topic 1)

In a PIM-SM network, which type of node helps to build a tree towards an unknown multicast source?

- A. DIS
- B. RP
- C. DR
- D. BSR

Answer: A

Question No : 4 - (Topic 1)

Which statement is true about MVRP?

- A. It allows you to split a broadcast domain into multiple isolated broadcast subdomains.
- B. It dynamically manages VLAN registration in a LAN.
- C. It maps multiple independent spanning-tree instances onto one physical topology.
- D. It is a Layer 2 protocol that facilitates network and neighbor discovery.

Answer: A

Question No : 5 - (Topic 1)

Which statement is true about LLDP?

- A. It allows you to split a broadcast domain into multiple isolated broadcast subdomains.
- B. It dynamically manages VLAN registration in a LAN.
- C. It maintains a separate spanning-tree instance for each VLAN.
- D. It is a Layer 2 protocol that facilitates network and neighbor discovery.

Answer: C

Question No : 6 - (Topic 1)

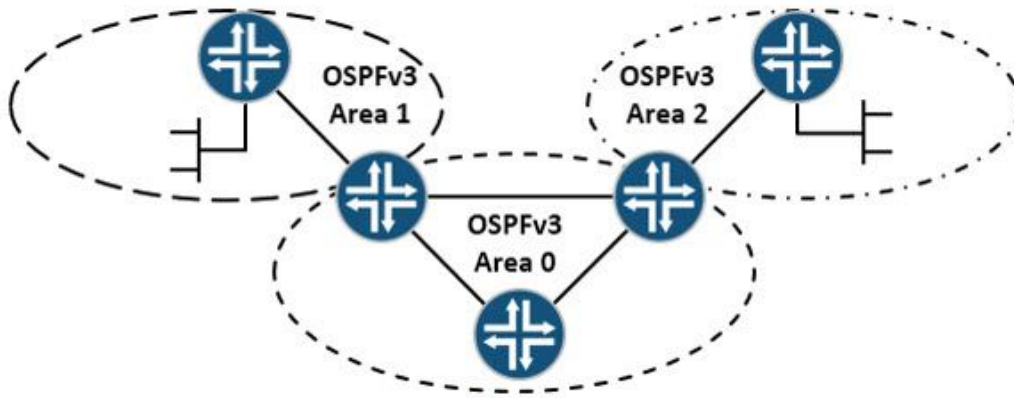
Which CoS feature avoids congestion in a device by limiting traffic on ingress interfaces?

- A. rewrite rule
- B. scheduler
- C. drop profile
- D. policer

Answer: A

Question No : 7 - (Topic 1)

-- Exhibit --



-- Exhibit --

Click the Exhibit button.

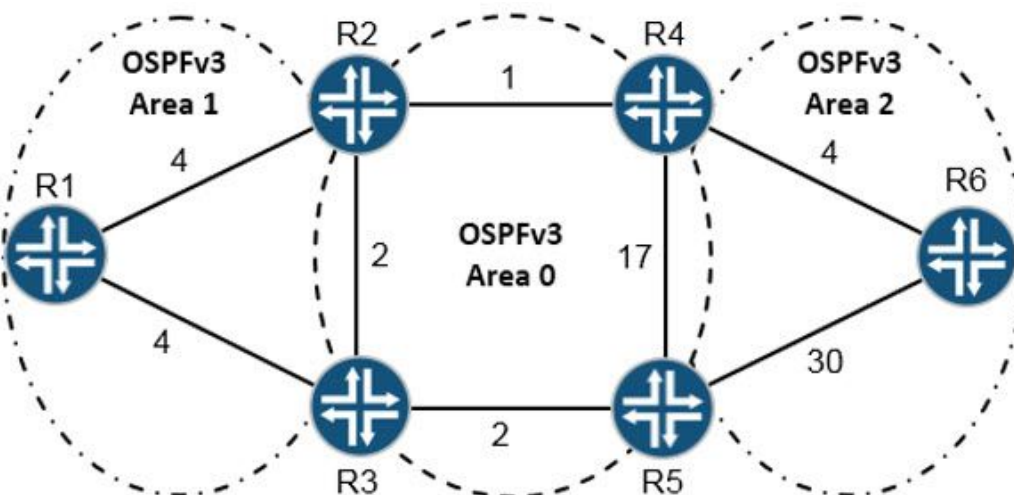
Which statement is true about the IPv6 network shown in the exhibit?

- A. OSPFv2 must be configured to route IPv4 prefixes.
- B. Areas 1 and 2 cannot be a stub or NSSA.
- C. OSPFv3 can use MD5 authentication.
- D. OSPFv3 can route IPv4 prefixes.

Answer: D

Question No : 8 - (Topic 1)

-- Exhibit --



-- Exhibit --

Click the Exhibit button.

Referring to the exhibit, what is the shortest path from R6 to R5?

- A. R6, R4, R2, R1, R3, R5
- B. R6, R4, R2, R3, R5
- C. R6, R4, R5
- D. R6, R5

Answer: D

Question No : 9 - (Topic 1)

R1 and R2 are ASBRs in the same area, each with an equal cost external path to the same external network prefix. R1 advertises an external route into OSPF with a Type 1 metric. R2 advertises an external route into OSPF with a Type 2 metric.

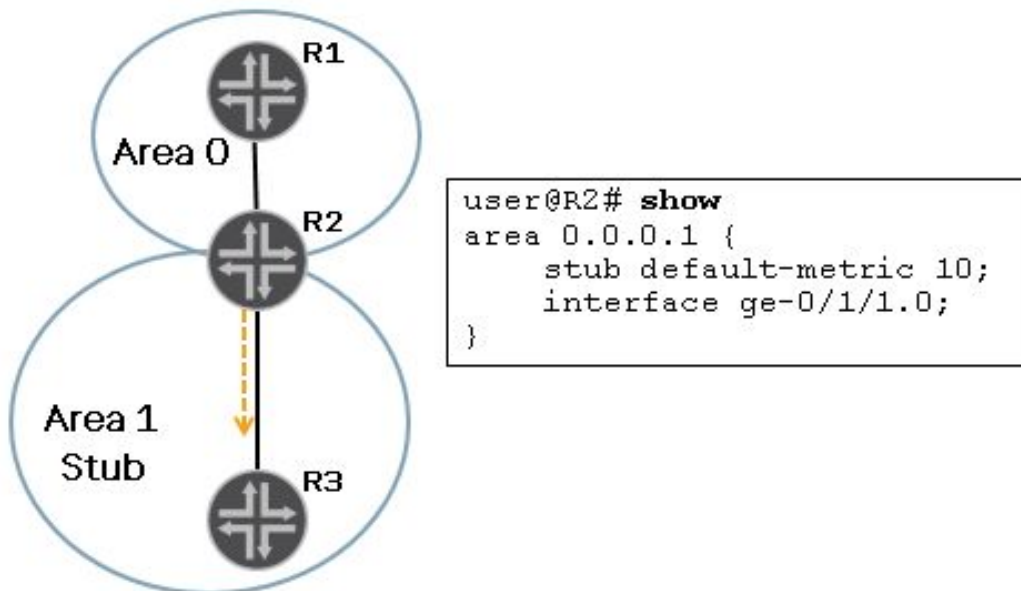
Which route would be preferred?

- A. R1's route is preferred because Type 1 metrics take into account the external cost only.
- B. R1's route is preferred because Type 1 metrics take into account the internal and external cost.
- C. R2's route is preferred because Type 2 metrics take into account the internal and external cost.
- D. R2's route is preferred because Type 2 metrics take into account the external cost only.

Answer: D

Question No : 10 - (Topic 1)

-- Exhibit --



-- Exhibit --

Click the Exhibit button.

Referring to the exhibit, which LSA type will Router R2 inject into Area 1?

- A. Type 3 LSA
- B. Type 4 LSA
- C. Type 5 LSA
- D. Type 7 LSA

Answer: A

Question No : 11 - (Topic 1)

-- Exhibit --

[edit protocols ospf]

user@R2# show

area 0.0.0.6 {

nssa {

default-lsa default-metric 10;

```
area-range 184.23.12.0/24;
```

```
}
```

```
interface ge-1/1/4;
```

```
}
```

```
[edit protocols ospf]
```

```
user@R2# show ospf database
```

```
OSPF database, Area 0.0.0.0
```

```
Type ID Adv Rtr Seq Age Opt Cksum Len
```

```
Router *192.168.0.2 192.168.0.2 0x80000004 749 0x22 0x87c2 60
```

```
Router 192.168.0.3 192.168.0.3 0x80000004 399 0x22 0x94b5 60
```

```
Summary *10.0.0.0 192.168.0.2 0x80000003 19 0x22 0xe2e4 28
```

```
Summary *192.168.0.1 192.168.0.2 0x80000002 1100 0x22 0xbda7 28
```

```
OSPF database, Area 0.0.0.6
```

```
Type ID Adv Rtr Seq Age Opt Cksum Len
```

```
Router 192.168.0.1 192.168.0.1 0x80000004 404 0x20 0x76db 60
```

```
Router *192.168.0.2 192.168.0.2 0x80000003 1802 0x20 0x319b 48
```

```
Summary *11.0.0.0 192.168.0.2 0x80000002 2504 0x20 0xf5d3 28
```

```
Summary *192.168.0.2 192.168.0.2 0x80000003 2153 0x20 0xc5a0 28
```

```
Summary *192.168.0.3 192.168.0.2 0x80000002 398 0x20 0xc79d 28
```

```
NSSA *0.0.0.0 192.168.0.2 0x80000001 11 0x20 0xcbf1 36
```

```
NSSA 184.23.12.0 192.168.0.1 0x80000002 447 0x28 0xb93f 36
```

```
OSPF AS SCOPE link state database
```

```
Type ID Adv Rtr Seq Age Opt Cksum Len
```

```
Extern *184.23.12.0 192.168.0.2 0x80000003 11 0x22 0x28d6 36
```

```
-- Exhibit --
```

Click the Exhibit button.

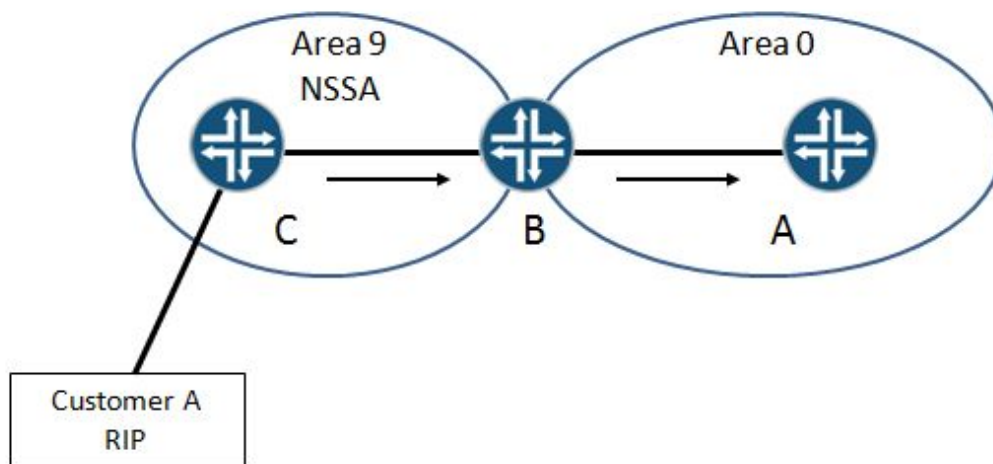
Referring to the exhibit, which two statements are correct? (Choose two.)

- A. R2 injects a Type 3 LSA for 184.23.12.0/24 into the backbone.
- B. R2 is an ABR.
- C. R2 injects a Type 5 LSA for 184.23.12.0/24 into the backbone.
- D. R2 is an ASBR.

Answer: B,C

Question No : 12 - (Topic 1)

-- Exhibit --



-- Exhibit --

Click the Exhibit button.

Referring to the exhibit, which type of LSA will be seen on router A for routes originating in Customer A's network?

- A. Type 7 LSA
- B. Type 2 LSA
- C. Type 5 LSA
- D. Type 1 LSA

Answer: C

Question No : 13 - (Topic 1)

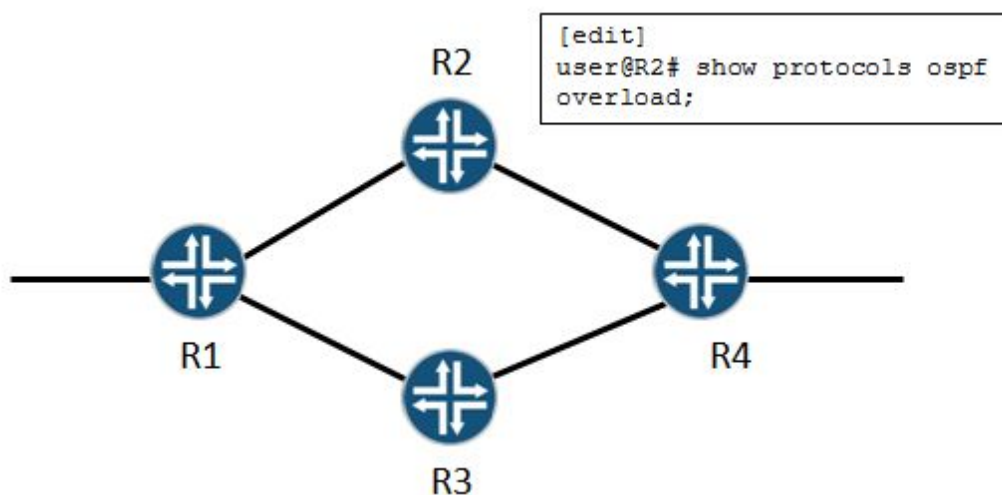
Which statement is true regarding OSPF multi-area adjacencies?

- A. A type 3 (stub) link is advertised for a multi-area adjacency.
- B. Configuring a multi-area adjacency allows the corresponding link to be considered an interarea link, so it will be less preferred over an intra-area link.
- C. One logical interface will be a primary link, and the other configured as a secondary link; the secondary link will be established as an unnumbered point-to-point interface.
- D. A DR and a BDR will be elected over the secondary interface, because it is not point-to-point.

Answer: C

Question No : 14 - (Topic 1)

-- Exhibit --



-- Exhibit --

Click the Exhibit button.

Referring to the exhibit, which two statements are correct? (Choose two.)

- A. Traffic destined for R2 will be blackholed.
- B. Transit traffic will follow the R1-R2-R4 path.
- C. Traffic destined for R2 will reach R2.
- D. Transit traffic will follow the R1-R3-R4 path.

Answer: C,D

Question No : 15 - (Topic 1)

Which statement is true about using an OSPF import policy?

- A. Import policies are not allowed in OSPF, applying the policy will do nothing.
- B. Applying an import policy to OSPF may block normal LSA flooding.
- C. Import policies are allowed only for external route types.
- D. Applying this policy will cause a commit failure.

Answer: C

Question No : 16 - (Topic 1)

Which statement is true regarding the SPF algorithm?

- A. The SPF algorithm is run on a per-domain basis.
- B. If you apply an import policy to OSPF, it keeps LSAs from being flooded, and the SPF calculation can be affected.
- C. There are two databases used in the calculation, the link-state database and the tree database.
- D. The SPF calculation is run on a per-area basis on each router.

Answer: D

Question No : 17 - (Topic 1)

You are asked to configure graceful restart in your network.